



Beneficiary Form

Name: RUDRANSHU TAMTA Age: 15 YEARS Sex: MALE DATE: 04-10-2023

Brief details about the Beneficiary: Rudranshu Tamta 15 years old male suffering from congenital heart Defect, Large VSD (Non-Routable to Aorta). He underwent Fontan Surgery. He needs early Cath Followed by Fontan Fenestration to save his life. There are 3 members in the family and father is the only earning member. He is a salaried employee in a private company. His monthly income is Rs 9,000/-. The treatment is going to be in Fortis Escort Okhla New Delhi, under the supervision of Dr. Neeraj Awasthy (MD, FNB Director of pediatric cardiology). The total estimate is Rs.2,50,000 /- for the surgery. The family requires finance assistance from Diya Medicare Foundation for Rs 2,50,000 /-.

About the Family:

Father's Name	Mr. Ramesh Tamta	Age	42	Edu	Intermediate	Occupation	Private Job
Mother's Name	Mrs. Ranju	Age	40	Edu	High School	Occupation	Housewife
Family Member's	3 Members	No. of Children's	1	No. of school going	1		
Earning Member's	1	Monthly Income	9,000/- per month	Belongs to	Uttarakhand		

Medical Treatment

Hospital/Institution Name:	Fortis Escort Okhla New Delhi
Address:	Okhla Road, Sukhdev Vihar, Metro Station, New Delhi 110025
Diagnosis:	congenital heart Defect, Large VSD (Non-Routable to Aorta).
Treatment Required:	Cath Followed by Fontan Fenestration
Reg No:	
Total (approx.) Treatment/Surgery	2,50,000/- RS (TWO LAKH FIFTY THOUSAND ONLY)

Reason for which sponsorship required: Surgery: Treatment:

Declaration:

I hereby declare that the information given above is true and I am not in position to afford expenditure expenses.

Ramesh.

DR. NEERAJ AWASTHY
 MD, FNB (Pediatric Cardiology)
 Director-Pediatric & Congenital Heart Disease
 DMC No. 6126
 Fortis Escorts Heart Institute
 Okhla Road, New Delhi-110025

Authorized Signatory

Signature of Parents/ Guardian

Diya Medicare Foundation is Registered Trust

Donation to Diya Medicare Foundation is eligible for deduction under Section 80 G of the Income Tax Act, 1961.

HEART STATION


26/09/2023

To
Diya Medicare Foundation
New Delhi

Dear Sir/Madam

This is to certify that Patient Rudranshu Tamta 15 years old male reg id:398689 is suffering from congenital heart Defect, Large VSD (Non routable to Aorta), He Underwent Fontan Surgery. he needs early Cath Followed By Fontan Fenestration. The approximate cost of the procedure would 2.50 Lac

This family requires finance assistance from Diya Medicare Foundation for said amount (Rs.250000 only /- Two Lakh Fifty thousand) for the same so kindly help them in all possible way.


DR. NEERAJ AWASTHY

MD,FNB

Director Pediatric Cardiology

Fortis escort Okhla Delhi



NABH Accredited

RUDRANATHU TAMRA

Reg No 398689

Date 23/9/23

Fortis Escorts
HEART INSTITUTE

Name of Consultant DR. NEERAJ AWASTHI

Clinical Examination

Heart Rate

Blood Pressure

WE 56.6 kg

HL 154 cm

Spo₂

HR - 94/min

BP - 105/69 mmHg

Spo₂ 95% room

F/H/C/O DORV/VSD/P S
Presently go. generalized
body swelling is present
1 month, intermittent episode

Presently pedal edema (+)
pitting (+)

on itah Aspirin / Envas / Sildenafil / Aldactone
~~test~~

Results of Previous Investigations

- Last x-ray showed an enlarged heart.

18/7/23 - Alb = 2.17
B/L Lower Limb
venous Doppler
##

Investigations Advised

Treatment

ECHO

Patent & well functioning Right
BD. Glenn & Fontan circuit


Good flow in branch PAs


RPA - 14 } Exp. 14

LPA - 12 }


- Trace left AVR
- Mild Right AVR
- Laminar flow in aorta
- Mild AR
- Laminar flow in arch, No CoA
- (N) ventricular function - 40% via Simpson's
- No collections


A. Agarwal
965099

Tab Bwos 2.5m 1 tab B. 

Tab SV left 2.5m B. 

Tab Adhorm 2/3 n/o

Tab Laidado 1/1 tab on 

Res Cath & non-invasive 

HEART STATION

DEPARTMENT OF NON-INVASIVE CARDIOLOGY

Date: 23-Sep-2023

Name: Master Rudranshu Taneja

Age / Sex: 14 YEAR(S) / Male

Order Station: DL-FRONT OFFICE - MAIN BUILDING

Ref Name:

UHID: Episode No.: 6237840: 16907723-1201

Order No.: Order Date: 13/09/2023 14:30:23 23-Sep-2023

Admitted On: Reporting Date: 23-Sep-2023 18:27:12

Order Doctor Name: Dr. Naveen Awasthi

Venous Peripheral Color Doppler (Lower Limb) Ultrasonid

Lab No: 55897

Clinical diagnosis:

RIGHT: Superficial femoral vein, deep femoral vein and popliteal vein are of normal size. There is good antegrade flow with normal response to calf compression. No evidence of intracavitary thrombus or occlusion. Great saphenous vein is normal.

LEFT: Superficial femoral vein, deep femoral vein and popliteal vein are of normal size. There is good antegrade flow with normal response to calf compression. No evidence of intracavitary thrombus or occlusion. Great saphenous vein is normal.

IMPRESSION: No evidence of DVT.

DR ANKUSH SACHIDEVA
MD
SENIOR CONSULTANT CARDIOLOGY

DR A.K. OMAR
DIRECTOR & HEAD NON-INVASIVE CARDIOLOGY
HOD- HEART & OVARIAN CENTRE (N)